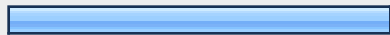





Banff Housing Corp - Peyto Place Survey



1. Did you know the Banff Housing Corp (BHC) was about to introduce apartment style units as part of their value-priced housing portfolio?			
		Response Percent	Response Count
Yes		58.6%	75
No		41.4%	53
		Comment	16
		<i>answered question</i>	128
		<i>skipped question</i>	2

2. The BHC WILL INTRODUCE these units with a future price restriction on their resale value (this means that a house may only accure a certain percentage of value each year and that this percentage would be set by the BHC in advance of the unit's sale. The purpose of this is to protect the long term pricing of these units, so that they will be value-priced in perpetuity). Do you support the price-restricted model?			
		Response Percent	Response Count
Yes		64.2%	77
No		35.8%	43
		Comment	26
		<i>answered question</i>	120
		<i>skipped question</i>	10



3. Would you support a price restriction if it was set at a fixed amount per year (i.e. 2%, 3% etc.)?			
		Response Percent	Response Count
Yes		65.3%	77
No		34.7%	41
Comment			24
answered question			118
skipped question			12

4. Which of the following fixed restrictions do you think is most appropriate?			
		Response Percent	Response Count
1%		17.8%	13
2%		30.1%	22
3%		23.3%	17
4%		8.2%	6
5%		12.3%	9
more than 5%		8.2%	6
answered question			73
skipped question			57



5. Would you support a price restriction that is aligned with a variable amount (i.e. a percentage that aligns with national inflation etc.)?





		Response Percent	Response Count
Yes		60.0%	66
No		40.0%	44
		Comment	24
		answered question	110
		skipped question	20





6. With regards to Peyto Place, would you support the BHC providing priority purchasing opportunities to those who DO NOT currently own property?








		Response Percent	Response Count
Yes		89.4%	101
No		10.6%	12
		Other (please specify)	17
		answered question	113
		skipped question	17




7. Do you have any interest in purchasing a unit in Peyto Place?



		Response Percent	Response Count
Yes		46.4%	52
No		53.6%	60
		answered question	112
		skipped question	18





8. What style of apartment dwelling are you most interested in?			
		Response Percent	Response Count
1 bedroom		5.8%	3
1 bedroom + loft		40.4%	21
2 bedroom		17.3%	9
2 bedroom + loft		36.5%	19
		<i>answered question</i>	52
		<i>skipped question</i>	78



9. What square footage are you most interested in?			
		Response Percent	Response Count
600 - 750		15.7%	8
750 - 900		33.3%	17
900 - 1050		29.4%	15
1050 +		21.6%	11
		<i>answered question</i>	51
		<i>skipped question</i>	79

10. What best describes your household income?			
		Response Percent	Response Count
< \$25,000		3.9%	2
\$25,001 - \$40,000		19.6%	10
\$40,001 - \$55,000		25.5%	13
\$55,001 - \$70,000		29.4%	15
\$70,001 - \$85,000		13.7%	7
\$85,001 - \$100,000		5.9%	3
\$100,001 +		2.0%	1
		<i>answered question</i>	51
		<i>skipped question</i>	79

11. Assuming a ten percent (10%) down deposit with a lender, and you were paying the full costs (100%) to acquire a home, what price point do you feel you can afford keeping in mind additional monthly costs such as condo fees, phone, cable, insurance, utilities, interest rate fluctuations?			
		Response Percent	Response Count
< \$250,000		43.1%	22
\$250,000 - \$300,000		51.0%	26
\$300,000 - \$350,000		5.9%	3
\$350,000 - \$400,000		0.0%	0
\$400,000 +		0.0%	0
		<i>answered question</i>	51
		<i>skipped question</i>	79







12. Would you require a vehicle parking space?			
		Response Percent	Response Count
Yes		86.5%	45
No		13.5%	7
		<i>answered question</i>	52
		<i>skipped question</i>	78



13. Are you a resident of;			
		Response Percent	Response Count
Banff		82.9%	92
Canmore		8.1%	9
Lake Louise		0.9%	1
Other (please specify)		8.1%	9
		<i>answered question</i>	111
		<i>skipped question</i>	19



14. Are you currently on the BHC's Registered Resale List?			
		Response Percent	Response Count
Yes		14.5%	16
No		85.5%	94
		<i>answered question</i>	110
		<i>skipped question</i>	20

15. How long have you been on the BHC's Registered Resale List?		
		Response Count
		12
	<i>answered question</i>	12
	<i>skipped question</i>	118



16. Is there a reason that you are not on the BHC's Registered Resale List?		
		Response Count
		68
	<i>answered question</i>	68
	<i>skipped question</i>	62





17. Which age bracket best describes you?			
		Response Percent	Response Count
< 20		1.9%	2
21 - 27		10.2%	11
28 - 34		25.9%	28
35 - 42		28.7%	31
43 - 59		30.6%	33
60 +		2.8%	3
		<i>answered question</i>	108
		<i>skipped question</i>	22



18. What is your family status?			Response Percent	Response Count
Single			41.1%	44
Married/ common law			58.9%	63
			<i>answered question</i>	107
			<i>skipped question</i>	23



19. Do you have children living with you?			Response Percent	Response Count
Yes			33.6%	36
No			66.4%	71
			<i>answered question</i>	107
			<i>skipped question</i>	23



20. How many children do you have living with you?			Response Count
			33
			<i>answered question</i>
			33
			<i>skipped question</i>
			97

21. Do your children live with you:			
		Response Percent	Response Count
Full time (5+ days a week)		94.4%	34
Part time (less than 5 days a week)		5.6%	2
		<i>answered question</i>	36
		<i>skipped question</i>	94

22. Which best describes your current housing situation?			
		Response Percent	Response Count
Own		40.9%	45
Rent		45.5%	50
Rent staff accommodation		9.1%	10
Other		4.5%	5
		<i>answered question</i>	110
		<i>skipped question</i>	20

23. Have you ever personally owned any real estate?			
		Response Percent	Response Count
Yes		50.0%	54
No		50.0%	54
		<i>answered question</i>	108
		<i>skipped question</i>	22

24. Are you currently a BHC Homeowner?			
		Response Percent	Response Count
Yes		15.7%	17
No		84.3%	91
		<i>answered question</i>	108
		<i>skipped question</i>	22

25. Optional			
		Response Percent	Response Count
Name:		96.3%	26
Email Address:		100.0%	27
		<i>answered question</i>	27
		<i>skipped question</i>	103

26. Please feel free to add any additional comments.			
			Response Count
			23
		<i>answered question</i>	23
		<i>skipped question</i>	107